



# Exposure to Diesel Particulate Matter (DPM) and Regulations in Canadian Mining Provinces

---

Gary Bonnell

MDEC 2005

Markham, Ontario – October 2005



Ressources naturelles  
Canada

Natural Resources  
Canada

Canada 



## Objectives

---


- Compare RCD and Elemental/Organic carbon method (NIOSH 5040)
- Examine present RCD exposure levels in Canadian metal/non-metal mines
- Examine present EC/TC exposure levels in Canadian metal/non-metal mines
- Look at Total Carbon/Elemental Carbon (TC/EC) ratios for Canadian mines

## RCD Method

- Respirable combustible dust (RCD)
- Detection limit of 0.04 mg/m<sup>3</sup>
- Principle of analysis: determination of mass loss on ashing @ 400°C for 2 hours
- Inadequate for compliance monitoring at low limits of exposure (0.60 mg/m<sup>3</sup>)




## DPM Analysis – RCD Method



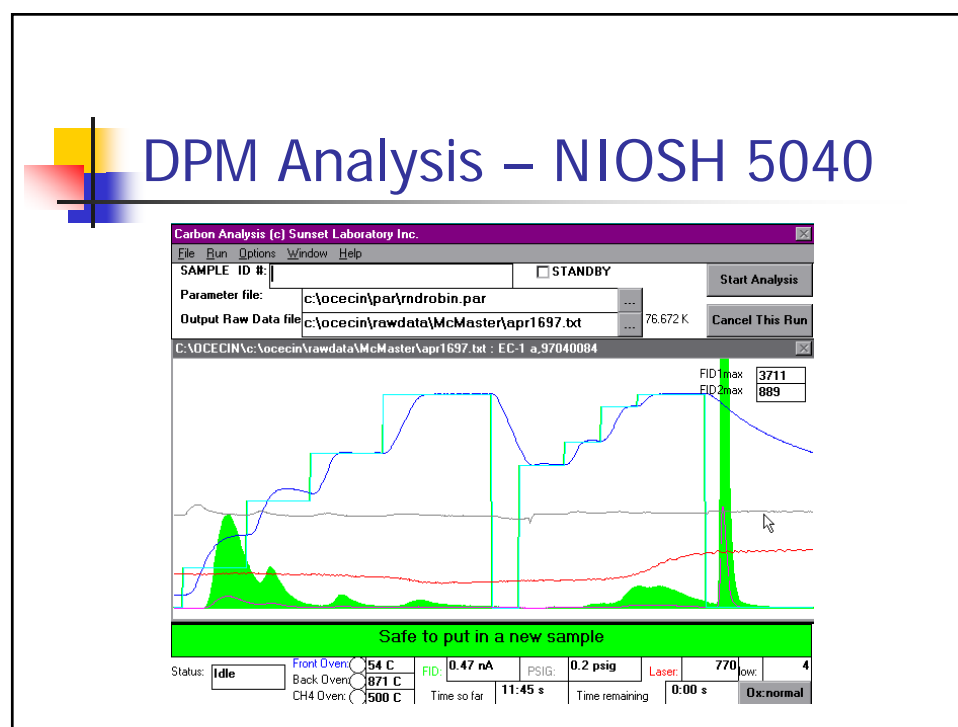
## DPM Analysis – RCD Method



## NIOSH 5040 Method



- Detection limit: 0.001 mg (elemental carbon) and 0.005 mg (organic carbon)
- Principle of analysis: two-phase heating of sample with measurement of combustion gases





## Diesel particulate matter requirement in Canadian mines

Province/Territory	Diesel Particulate Matter measured as RCD	Maximum value (mg/m <sup>3</sup> )
British Columbia, Ontario, New Brunswick, Nova Scotia and Northwest Territories & Nunavut	Yes	1.5
Alberta	----	----
Saskatchewan	----	----
Manitoba	As established by ACGIH	TLV
Quebec	Yes	0.6
Newfoundland and Labrador	As established by ACGIH	TLV
Yukon	----	----

Note: In Saskatchewan the NIOSH 5040 Method is now mandated to measure exposure of miners to DPM



## Sources

- **DPM sampling methods: Statistical comparisons – Win Watts**
- **Evaluation of existing DPM sampling and analytical methods at a high-sulfide ore mine – Michel Grenier**
- **Diesel Particulate Matter Sampling Exercises in Saskatchewan Potash Mines**
- **Compilation of the legislation on explosives storage and ventilation requirement for Canadian provinces and Territories – Sylvie Poirier**
- **Selected RCD and Elemental/Total Carbon analysis reports for Canadian Mines**



Ressources naturelles  
Canada

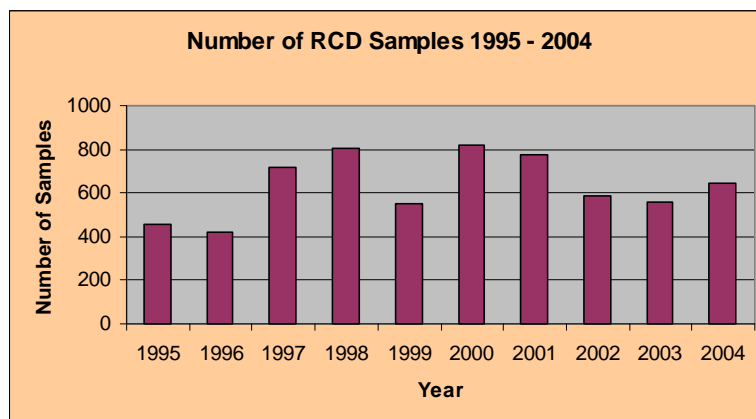
Natural Resources  
Canada

Canada 

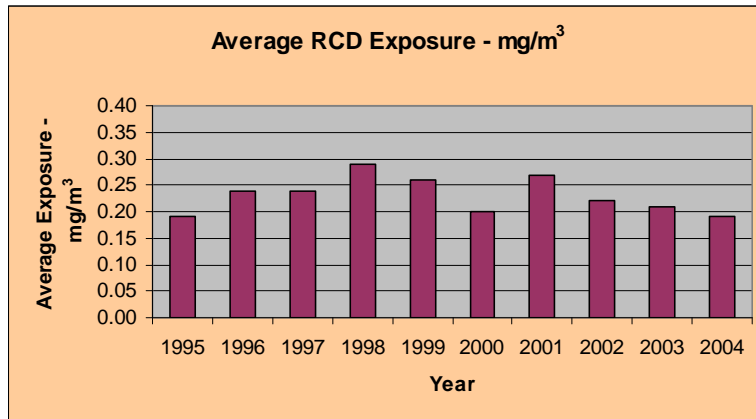
## Questions

- How does the RCD data compare to the TC/EC data
- What is the ratio of TC to EC in field samples
- What are the current exposure values in the mining industry
- Can Canadian mines meet lower DPM compliance levels

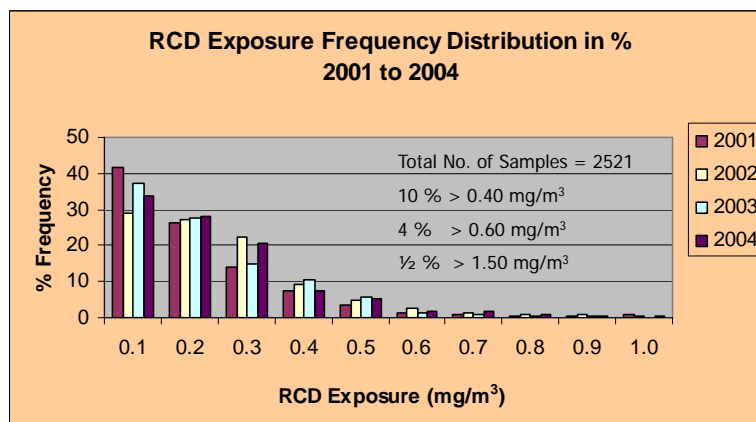
## No. of RCD samples (CANMET) -Canadian mining industry



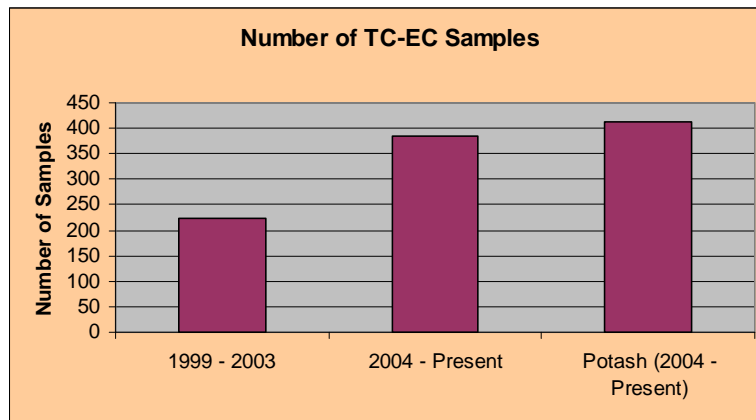
## Average exposure values for the Canadian mining industry (RCD)



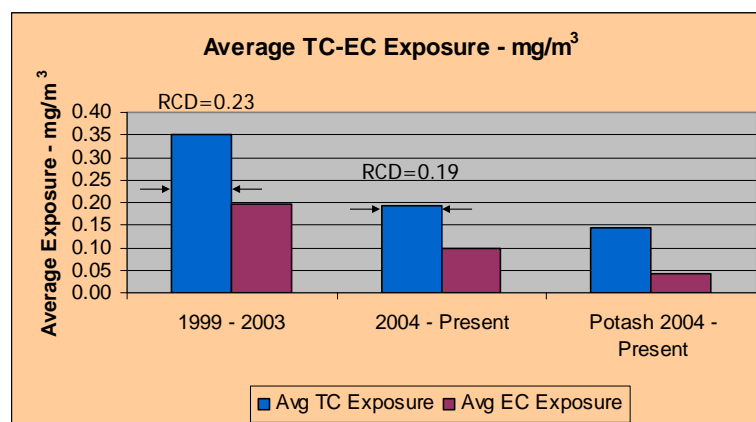
## Current exposure values for the Canadian mining industry (RCD)



## No. of TC/EC samples (CANMET) - Canadian mining industry

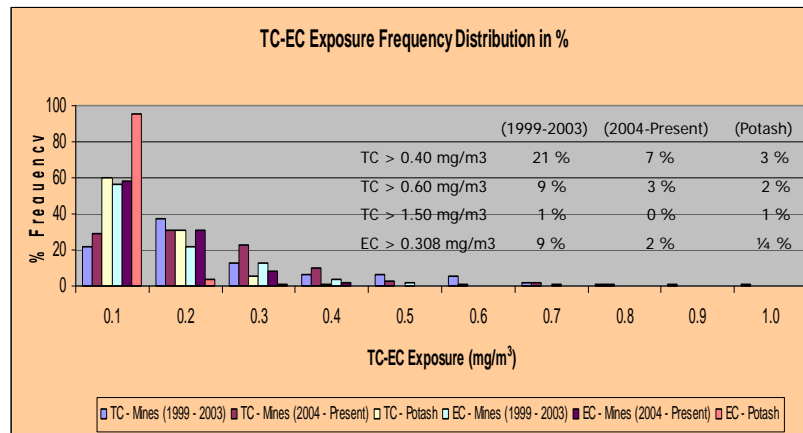


## Average exposure values for the Canadian mining industry (TC/EC)

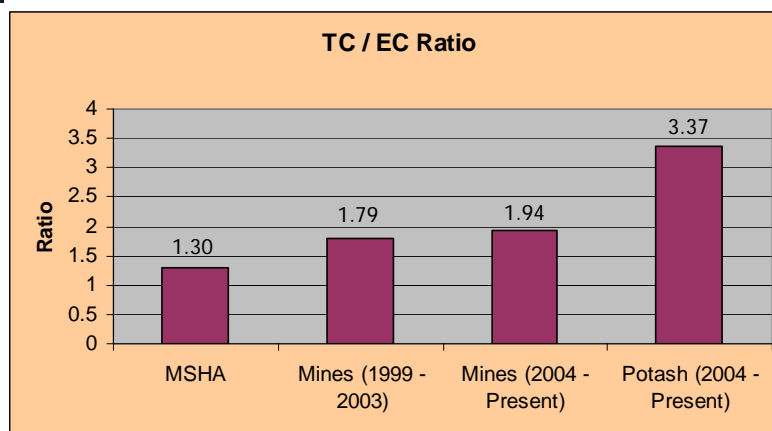




## Current exposure values for the Canadian mining industry (TC/EC)



## Ratio of Total Carbon (TC) to Elemental Carbon (EC)





## Conclusions

---

- RCD is equivalent to Total Carbon (TC)
- Provinces & Territories are moving towards lower DPM exposure
- As DPM compliance levels are lowered the NIOSH 5040 Method will be the method of choice
- The ratio of Total Carbon to Elemental Carbon for Canadian Mines is higher than the 1.3 ratio calculated from work done in U.S.
- In the near future the 1.5 mg/m<sup>3</sup> DPM compliance level currently used in most Canadian mining jurisdictions should be reviewed