

DPM Reductions at Underground Metal and Nonmetal Mines Using Alternative Fuels

Mark J. Schultz

Mine Safety and Health Administration
Pittsburgh Safety and Health Technology Center
Dust Division
Pittsburgh, Pennsylvania, USA

MDEC 2006

Objective

**To evaluate the effect of utilizing
alternative fuel mixtures to decrease
diesel particulate emissions in
underground mines.**

Regulation (30 CFR Part 57)

Reduce Diesel Particulate Matter (DPM)
Exposure of Underground Metal and
Nonmetal Miners

- current limit: $308_{EC} \mu\text{g}/\text{m}^3$
- final limit: $350_{TC} \mu\text{g}/\text{m}^3$ on 1/20/07
 $160_{TC} \mu\text{g}/\text{m}^3$ on 5/20/08

Options for Controlling DPM

dilute emissions

- ventilation

remove employees from emissions

- environmental cabs
- administrative controls

reduce emissions

- low emission engines
- engine maintenance
- filters
- reduce operating times
- alternative fuels
(biodiesel, PuriNOx™, super low sulfur)

Alternative Fuels Studied

Biodiesel

- recycled vegetable oil (RVO)
“yellow grease”
from Griffin Industries, Inc.
- virgin soy oil (VSO)
from Peter Cremer North America

PuriNOx™

from Lubrizol Corporation

What is biodiesel?

- methyl ester product
- produced by combining methanol oil or feedstock
- catalyst added
- glycerin is spun off
- mono-alkyl ester remains

What is PuriNOx™?

- water-blended diesel fuel emulsion mixture
- EPA approved fuel
- formula of additives, deionized water, and commercial diesel fuel
- created using automated blending units installed at fuel terminals
- flash point: 161.0°F summer blend (April-Sept.)
168.8°F winter blend (Oct.-March)
- Power loss can occur, since water does not have any energy content.

Mine Information

(conventional mining system)

Maysville Limestone Mine Carmeuse Lime & Stone, Inc.

- Maysville, KY
- two 10-hour production shifts per day

Black River Limestone Mine Carmeuse Lime & Stone, Inc.

- Butler, KY
- two 10-hour production shifts per day

Mine Information

(conventional mining system)

Stone Creek Brick Mine Stone Creek Brick Company

- Stone Creek, OH
- one 8-hour production shift per day

Durham Mine Martin Marietta Aggregates, Inc.

- Pella, IA
- production shifts
 - 2 limestone levels: one 10-hour day shift
 - gypsum level: one 10-hour evening shift

Maysville Mine 7 Studies

Biodiesel surveys:

DEC 10-12, 2002	RVO 20-80%
JAN 7-9, 2003	RVO 50-50%
FEB 4-6, 2003	No. 2 LSD (biodiesel baseline)
APR 1-3, 2003	VSO 50-50%

PuriNOx™ surveys:

JAN 6-7, 2004	RVO 35-65% (PuriNOx™ baseline)
FEB 2-3, 2004	PuriNOx™ 10 wt% water
MAY 25-26, 2004	PuriNOx™ 20 wt% water

Black River Mine 6 Studies

Biodiesel surveys:

MAR 18-19, 2003	No. 2 LSD (biodiesel baseline)
APR 8-9, 2003	RVO 35-65%
APR 29-30, 2003	VSO 35-65%

PuriNOx™ surveys:

MAR 16-18, 2004	RVO 35-65% (PuriNOx™ baseline)
APR 13-14, 2004	PuriNOx™ 10 wt% water
MAY 25-26, 2004	PuriNOx™ 20 wt% water

Stone Creek Brick Mine & Durham Mine Studies

Stone Creek Brick Mine PuriNOx™ surveys:

JUN 10-11, 2003	No. 2 LSD (PuriNOx™ baseline)
JUL 29-30, 2003	PuriNOx™ 10 wt% water

Durham Mine PuriNOx™ surveys:

APR 6-7, 2004	No. 2 LSD (PuriNOx™ baseline)
MAY 25-26, 2004	PuriNOx™ 20 wt% water

Study Period

- entire underground mine switched to alternative fuel
- purged system 1st week
- sampling conducted 2nd or 3rd week

Sampling Performed

(each day)

Maysville Mine

- **6 area samples**
2 main intakes, 2 returns (side-by-side samples)
- **5 personal samples**
drillers, roof bolters, scalers, loaders, truck drivers, powderman, ANFO truck driver

Black River Mine

- **Biodiesel survey**
 - **7 area samples**
1 dump point, 2 main intakes, 2 returns (side-by-side samples)
 - **5 personal samples**
loader, truck drivers, scaler, roof bolter
- **PuriNOx™ survey**
 - **13 area samples**
2 intakes, 3 returns (side-by-side samples), 5 placed on equipment (powder truck, haul truck, face drill, loader, roof bolter)

Sampling Performed (each day)

Stone Creek Brick Mine

- **3 area samples**
1 main intake, 1 return (side-by-side samples)
- **3 personal samples**
driller, transloader, locomotive operator

Durham Mine

- **13 area samples**
1 dump point, 2 intakes, 5 returns (side-by-side samples)
- **5 personal samples**
mucking loader, powder crew, drill operator, haul trucks

Sampling Equipment

- SKC pumps and MSA Elf's
(calibrated at 1.7 Lpm)
- 10-millimeter nylon preseparator cyclones
- SKC, Inc. diesel particulate sampling cassettes
- analyzed using NIOSH 5040 Method

Carbon Concentration

$$\text{Carbon Concentration} \left(\frac{\mu\text{g}}{\text{m}^3} \right) = \frac{C \left(\frac{\mu\text{g}}{\text{cm}^2} \right) \times A (\text{cm}^2) \times 1,000 \frac{\text{L}}{\text{m}^3}}{1.7 \text{ Lpm} \times \text{Time} (\text{minute})}$$

carbon

- elemental carbon (EC)
- organic carbon (OC)

total carbon

- TC = EC + OC
- TC = EC × 1.3

weighted averages

- area samples use time weighted averages (TWA)
- personal samples use shift weighted averages (SWA)

Results

Maysville Mine

Average Area Samples

Fuel	Airflow (cfm)	Total Carbon	Weighted Return Normalized ($\mu\text{g}/\text{m}^3$)	% Reduction from No. 2 LSD
No. 2 LSD (biodiesel baseline)	892,000	EC×1.3	350	---
		EC+OC	318	---
RVO 20-80%	883,000	EC×1.3	228	35%
		EC+OC	215	32%
RVO 50-50%	858,000	EC×1.3	103	71%
		EC+OC	112	65%
VSO 50-50%	748,000	EC×1.3	179	49%
		EC+OC	175	45%

Results

Maysville Mine Average Area Samples

Fuel	Airflow (cfm)	Total Carbon	Weighted Return Normalized ($\mu\text{g}/\text{m}^3$)	% Reduction from RVO 35-65%
RVO 35-65% (PuriNOx™ baseline)	977,000	ECx1.3	243	---
		EC+OC	217	---
PuriNOx™ 10% Water	918,000	ECx1.3	117	52%
		EC+OC	110	49%
PuriNOx™ 20% Water	842,000	ECx1.3	97	60%
		EC+OC	89	59%

Results

Black River Mine Average Area Samples

Fuel	Airflow (cfm)	Total Carbon	Weighted Return Normalized ($\mu\text{g}/\text{m}^3$)	% Reduction from No. 2 LSD
No. 2 LSD (biodiesel baseline)	259,000	ECx1.3	670	---
		EC+OC	601	---
RVO 35-65%	256,000	ECx1.3	451	33%
		EC+OC	413	31%
VSO 35-65%	214,000	ECx1.3	560	16%
		EC+OC	501	17%

Results

Black River Mine Average Area Samples

Fuel	Airflow (cfm)	Total Carbon	Weighted Return Normalized ($\mu\text{g}/\text{m}^3$)	% Reduction from RVO 35-65%
RVO 35-65% (PuriNOx™ baseline)	464,000	ECx1.3	263	---
		EC+OC	265	---
PuriNOx™ 10% Water	415,000	ECx1.3	143	46%
		EC+OC	146	45%
PuriNOx™ 20% Water	376,000	ECx1.3	103	61%
		EC+OC	122	54%

Results

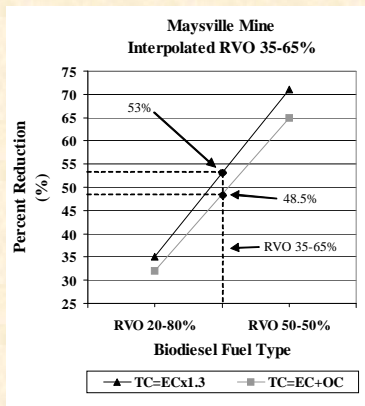
Stone Creek Brick Mine Average Area Samples

Fuel	Airflow (cfm)	Total Carbon	Weighted Return Normalized ($\mu\text{g}/\text{m}^3$)	% Reduction from No. 2 LSD
No. 2 LSD (PuriNOx™ baseline)	49,300	ECx1.3	201	---
		EC+OC	312	---
PuriNOx™ 10% Water	48,800	ECx1.3	90	55%
		EC+OC	252	19%

Results Durham Mine Average Area Samples

Fuel	Airflow (cfm)	Total Carbon	Weighted Return Normalized ($\mu\text{g}/\text{m}^3$)	% Reduction from No. 2 LSD
No. 2 LSD (PuriNOx ^T _M baseline)	253,000	ECx1.3	127	---
		EC+OC	125	---
PuriNOx TM 20% Water	240,000	ECx1.3	31	76%
		EC+OC	47	62%

Results Maysville Mine Alternative Fuel Compared to No. 2 LSD Fuel



	TC= ECx1.3 ($\mu\text{g}/\text{m}^3$)	% Red. from LSD	TC= EC+OC ($\mu\text{g}/\text{m}^3$)	% Red. from LSD
No. 2 LSD (FEB 2003)	350	---	318	---
RVO 20-80% (DEC 2002)	228	35%	215	32%
Interpolated RVO 35-65%	165	53%	164	48.5%
RVO 50-50% (JAN 2003)	103	71%	112	65%

$$\text{Interpolated RVO} = \text{LSD FEB} \left(1 - \frac{\% \text{ Reduction}}{100} \right)$$

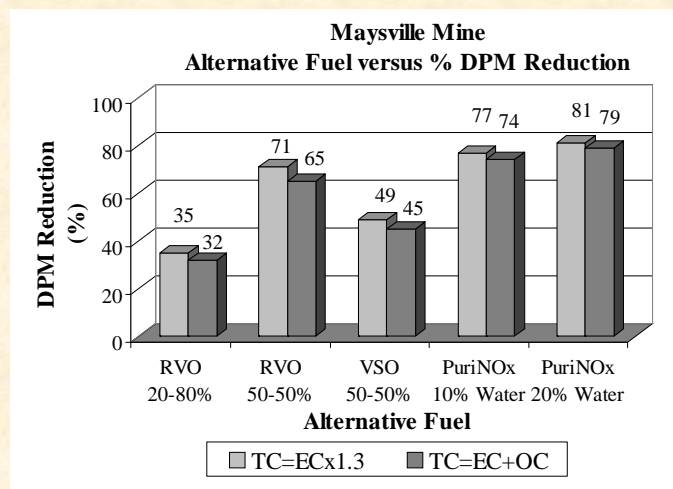
Results Maysville Mine Alternative Fuel Compared to No. 2 LSD Fuel

	TC=ECx1.3 (µg/m³)	TC=EC+OC (µg/m³)	Airflow (cfm)
No. 2 LSD (FEB 2003)	350	318	892,000
Interpolated RVO 35-65%	165	164	892,000
RVO 35-65% (JAN 2004)	243	217	977,000
No. 2 LSD Equivalent	515	421	977,000

$$LSD\ Equiv. = LSD\ FEB \left(\frac{JAN\ RVO}{Interpolated\ RVO} \right)$$

	TC=ECx1.3 (µg/m³)	% Red. from LSD Equiv.	TC=EC+OC (µg/m³)	% Red. from LSD Equiv.
No. 2 LSD Equivalent	515	---	421	---
PuriNOx™ 10% Water	117	77%	110	74%
PuriNOx™ 20% Water	97	81%	89	79%

Results Maysville Mine Alternative Fuel versus % DPM Reduction



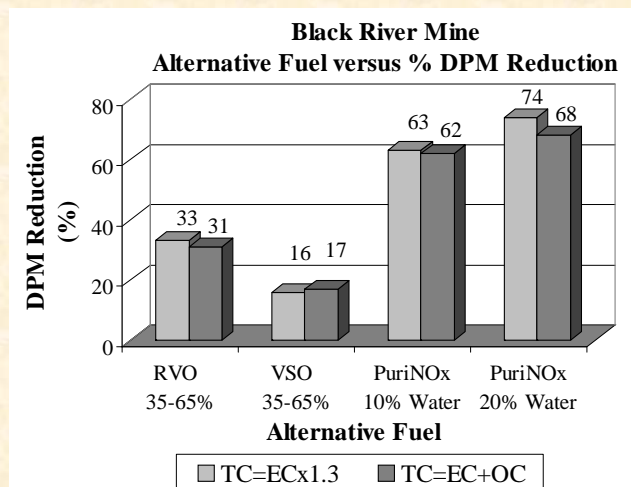
Results Black River Mine Alternative Fuel Compared to No. 2 LSD Fuel

	TC=ECx1.3 (µg/m³)	TC=EC+OC (µg/m³)	Airflow (cfm)
No. 2 LSD (MAR 2003)	670	601	259,000
RVO 35-65% (APR 2003)	451	413	259,000
RVO 35-65% (MAR 2004)	263	265	464,000
No. 2 LSD Equivalent	391	386	464,000

$$LSD\ Equiv. = LSD\ MAR \left(\frac{MAR\ RVO}{APR\ RVO} \right)$$

	TC=ECx1.3 (µg/m³)	% Red. from LSD Equiv.	TC=EC+OC (µg/m³)	% Red. from LSD Equiv.
No. 2 LSD Equivalent	391	---	386	---
PuriNOx™ 10% Water	143	63%	146	62%
PuriNOx™ 20% Water	103	74%	122	68%

Results Black River Mine Alternative Fuel Compared to No. 2 LSD Fuel



Personal DPM Sampling

- Many variables affected personal exposure to DPM concentrations.
- Not as useful in determining effectiveness of alternative fuel as are the area samples.

Summary - Findings Maysville Mine Reductions (TC = EC × 1.3)

weighted exhaust TWA DPM biodiesel concentrations from No. 2 LSD

- RVO 20-80% indicated a 35% reduction
- RVO 50-50% indicated a 71% reduction
- VSO 50-50% indicated a 49% reduction

weighted exhaust TWA DPM PuriNOx™ concentrations from RVO 35-65%

- PuriNOx™ 10% water indicated a 52% reduction
- PuriNOx™ 20% water indicated a 60% reduction

weighted exhaust TWA DPM PuriNOx™ concentrations from calculated No. 2 LSD equivalent

- PuriNOx™ 10% water indicated a 77% reduction
- PuriNOx™ 20% water indicated an 81% reduction

Summary - Findings

Black River Mine Reductions

(TC = EC × 1.3)

weighted exhaust TWA DPM biodiesel concentrations from No. 2 LSD

- RVO 35-65% indicated a 33% reduction
- VSO 35-65% indicated a 16% reduction

weighted exhaust TWA DPM PuriNOx™ concentrations from RVO 35-65%

- PuriNOx™ 10% water indicated a 46% reduction
- PuriNOx™ 20% water indicated a 61% reduction

weighted exhaust TWA DPM PuriNOx™ concentrations from calculated No. 2 LSD equivalent

- PuriNOx™ 10% water indicated a 63% reduction
- PuriNOx™ 20% water indicated a 74% reduction

Summary - Findings

Stone Creek Brick Mine & Durham Mine Reductions

(TC = EC × 1.3)

weighted exhaust TWA DPM PuriNOx™ concentrations from No. 2 LSD

- **Stone Creek Brick Mine:**

PuriNOx™ 10% water indicated a 55% reduction

- **Durham Mine**

PuriNOx™ 20% water indicated a 76% reduction

Conclusions

The use of alternative fuels have shown to reduce DPM concentrations in underground nonmetal mines.

- **Maysville & Black River Mines**

- alternative fuels tested
 - various blends of biodiesel mixtures
 - PuriNOx™ 10% water & 20% water
- PuriNOx™ blends have shown greater reductions than biodiesel mixtures.

- **Stone Creek Brick Mine**

(PuriNOx™ 10% water)

- **Durham Mine**

(PuriNOx™ 20% water)